



CS400 SERIES TRANSFORMERS



MIL-PRF-27

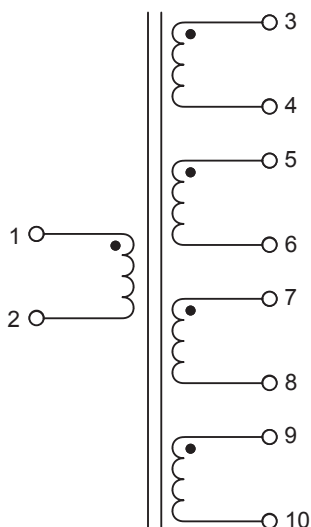
ELECTRICAL SPECIFICATIONS

- **Operating Temperature:** -55°C to +125°C
- **Storage Temperature:** -60°C to +130°C
- **Insulation Resistance:** 10K MOhms minimum
- **Different electrical values available upon request**
- **Dielectric Withstanding Voltage:** 500 V_{AC}

FEATURES

- **Compact**, low profile, ideal for automatic placement
- Built to meet **MIL-PRF-27** specifications
- **Low Thermal Expansion, Transfer Molded Package**
- **Terminations:** Tin-lead
- **Other termination finishes available upon request**
- **Welded Internal Connections**
- **Moisture, Shock and Immersion Resistant**
- **Resistance to Soldering Heat:** 265°C for 10 secs

SCHEMATIC

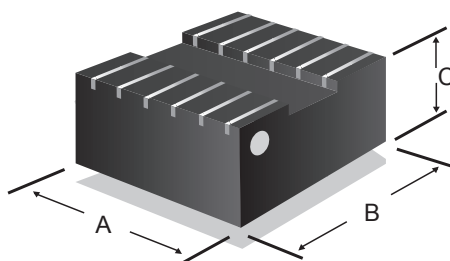


I _{PK} max (Amps)	ET (V-μS)	Turns Ratio
10	70	1:50:50:50:50

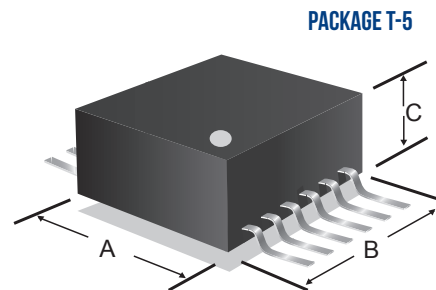
MARKINGS: LASER OR INK
ALL DIMENSIONS: INCHES

THRU-HOLE PACKAGES
ALSO AVAILABLE

Package	A max.	B max.	C max.
T-3	.750	.750	.475
T-5	.750	.750	.475



PACKAGE T-3



PACKAGE T-5

Vanguard P/N	* I _{PK} max (Amps)	ET ref (V-μS)	DCR max (Ohms)	Inductance ref (mH)	Package	Turns Ratio
CS401	10	70	1.5	5.3	T-3	1:50:50:50:50
CS402	10	70	1.5	5.3	T-5	1:50:50:50:50

Inductance measured at 10 kHz, 0.1 V_{RMS}

* Signal generated is a 25% duty cycle pulse wave

CUSTOM DESIGNS & MODIFICATIONS:

Other electrical configurations and performance characteristics are available in various sizes and package types

CS400 SERIES



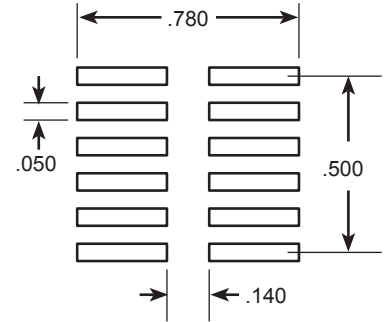
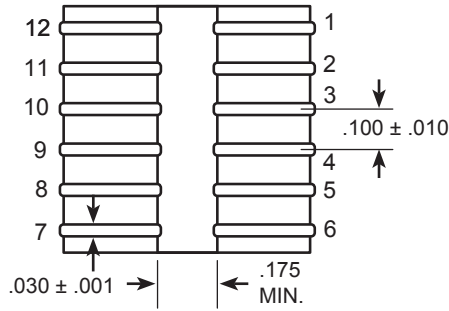
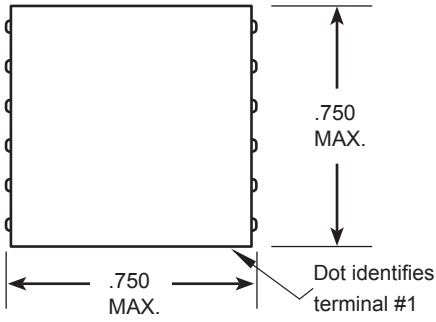


TOP VIEW

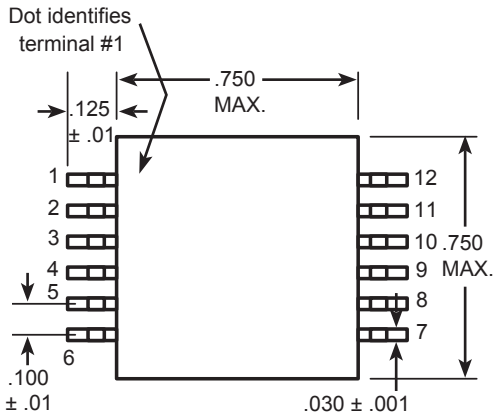
BOTTOM VIEW

RECOMMENDED MOUNTING
PAD CIRCUIT SIDE

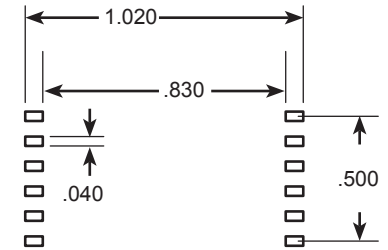
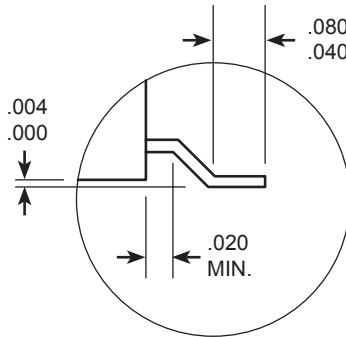
T-3 PACKAGE



T-5 PACKAGE



MAGNIFIED SIDE VIEW



CUSTOM DESIGNS & MODIFICATIONS:

Other electrical configurations and performance characteristics are available in various sizes and package types

CS400 SERIES

