



FB200 SERIES FLYBACK TRANSFORMER



MIL-PRF-27

ELECTRICAL SPECIFICATIONS

- **Operating Temperature:** -55°C to +125°C
- **Storage Temperature:** -60°C to +130°C
- **Insulation Resistance:** 10K MOhms minimum
- **Dielectric Withstanding Voltage:** 100 V_{AC}
- **Different electrical values available upon request**

FEATURES

- **Compact**, low profile, ideal for automatic placement
- Built to meet **MIL-PRF-27** specifications
- **Low thermal expansion, Transfer Molded Package**
- **Terminations:** Tin-lead coated
- **Welded Internal Connections**
- **Moisture, Shock and Immersion Resistant**
- **Resistance to Soldering Heat:** 265°C for 10 secs
- **Other termination finishes available**

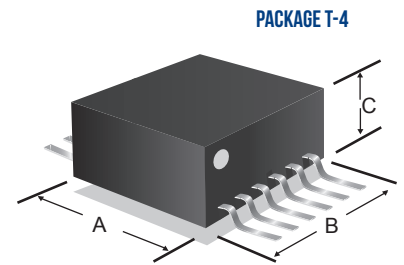
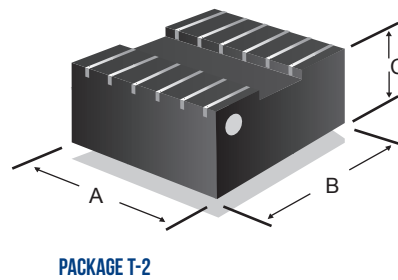
I Peak (Amps)	Primary Inductance (uH)	Turns Ratio
1.65 to 2.75	14.8 to 21.3	1:1:2.2:2.2 to 1:1:2.2:4.2

MARKINGS: LASER OR INK

THRU-HOLE PACKAGES
ALSO AVAILABLE

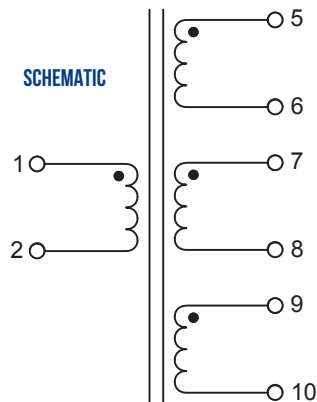
Package	A max.	B max.	C max.
T-2	.610	.610	.475
T-4	.610	.610	.475

Measurements are in Inches.



Vanguard P/N	Turns Ratio	V _{out 1} (Volts)	V _{out 2} (Volts)	V _{out 3} (Volts)	I _{out 1} (Amps)	I _{out 2} (Amps)	I _{out 3} (Amps)	Primary DCR max (Ohms)	Sec 1 DCR max (Ohms)	Sec 2 DCR max (Ohms)	Sec 3 DCR max (Ohms)	Package
FB201*	1:1:2.2:2.2	5.0	12	-12	0.20	0.10	0.10	0.075	0.235	1.07	1.07	T-2
FB202*	1:1:2.2:2.2	5.0	12	-12	0.20	0.10	0.10	0.075	0.235	1.07	1.07	T-4
FB203*	1:1:2.2:4.2	5.0	12	24	0.20	0.10	0.075	<i>Will be released when available</i>				T-2
FB204*	1:1:2.2:4.2	5.0	12	24	0.20	0.10	0.075	0.090	0.360	1.30	2.45	T-4
FB205**	1:1:2.2:2.2	5.0	12	-12	0.20	0.10	0.10	0.063	0.195	0.882	0.882	T-2
FB206**	1:1:2.2:2.2	5.0	12	-12	0.20	0.10	0.10	0.063	0.195	0.882	0.882	T-4
FB207**	1:1:2.2:4.2	5.0	12	24	0.20	0.10	0.075	<i>Will be released when available</i>				T-2
FB208**	1:1:2.2:4.2	5.0	12	24	0.20	0.10	0.075	0.078	0.310	1.07	2.05	T-4

* Primary Inductance: 21.3 uH 1_{in} Peak: 2.75 Amps V_{in} @ 100 KHz: 6-10 V_{DC}
 ** Primary Inductance: 14.8 uH 1_{in} Peak: 1.65 Amps V_{in} @ 200 KHz: 10-15 V_{DC}



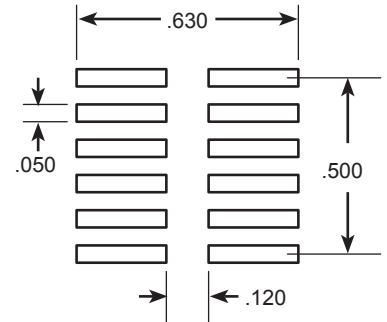
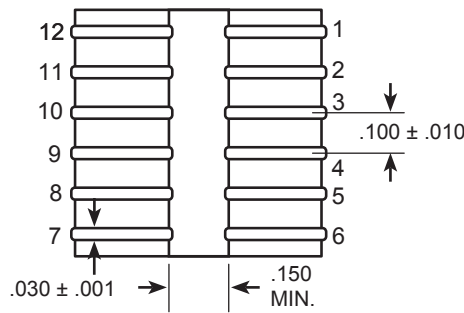
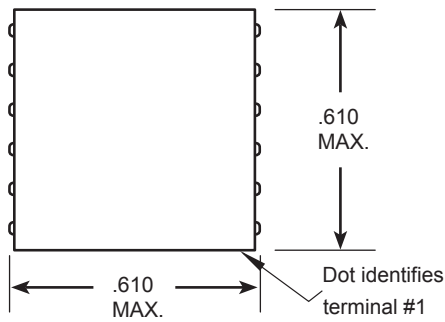


TOP VIEW

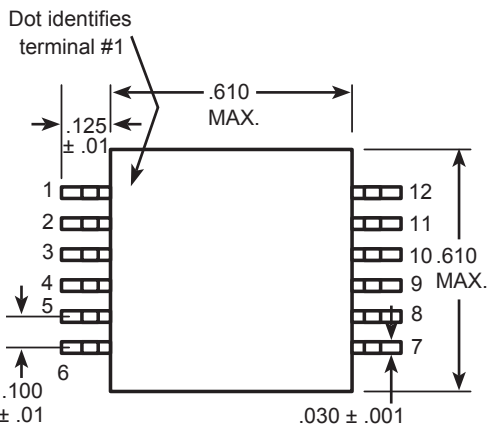
BOTTOM VIEW

RECOMMENDED PAD MOUNTING

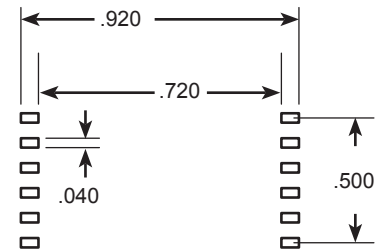
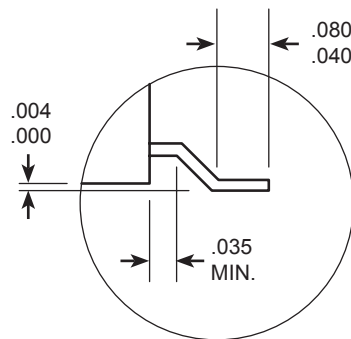
T-2 PACKAGE



T-4 PACKAGE



MAGNIFIED SIDE VIEW



CUSTOM DESIGNS & MODIFICATIONS:

Other electrical configurations and performance characteristics are available in various sizes and package types

FB200 SERIES

