



S62300 SERIES PACKAGE A3



ALL PARTS AVAILABLE AS CLASS S OR CLASS B

MIL-STD-981

Inductance Range (uH)	DCR max (Ohms)	Current Rating (mA)
15 to 3000	0.035 to 7.72	140 to 2000

ELECTRICAL SPECIFICATIONS

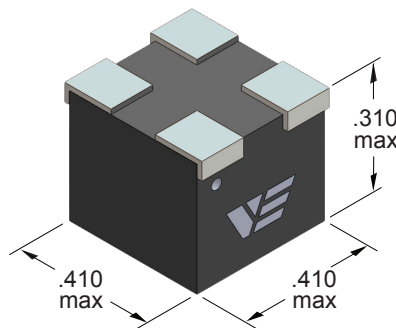
- **Operating Temperature:** -55°C to +125°C
- **Storage Temperature:** -60°C to +135°C
- **Temperature Rise @ 90°C:** < 30°C
- **Inductance at rated DC:** ≥ 70% of initial
- **Dielectric Withstanding Voltage:** 500 V_{RMS}
- **Delta L:** ±2% over operating temperature range
- **Low Outgassing:** TML <1%
- **Overload Current:** 1.5 times rated current
- **Different electrical values available upon request**

FEATURES

- **Compact**, low profile, ideal for automatic placement
- Built to meet **MIL-STD-981** specifications
- **Terminations:** Tin-lead
- **Welded Internal Connections**
- **Moisture, Shock and Immersion Resistant**
- **Self Shielding**
- **Other termination finishes available**

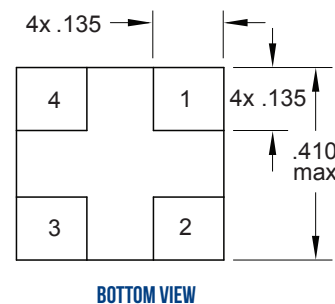
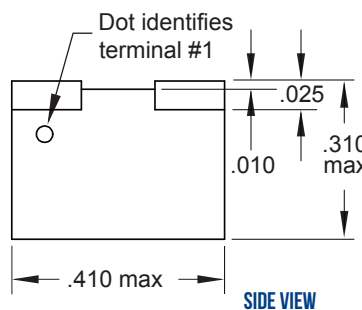
APPLICATIONS

- Filter inductors
- Power supplies
- Ripple suppressors
- DC/DC converters
- SEPIC converters

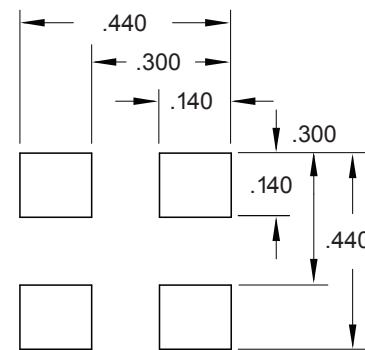


THRU-HOLE & GULL-WING PACKAGES ALSO AVAILABLE

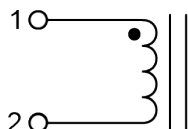
MARKINGS: LASER ETCH OR INK



IN	MM
0.440	11.18
0.410	10.41
0.310	7.87
0.300	7.62
0.140	3.57
0.135	3.43
0.025	0.64
0.010	0.25



SCHEMATIC



S62300 SERIES

PACKAGE A3





DATA TABLE

Vanguard P/N	Inductance (uH ±10%)	DCR max (Ohms)	Rated DC Current (mA)
S62301	15	0.035	2000
S62302	18	0.047	1900
S62303	20	0.051	1700
S62304	22	0.055	1600
S62305	25	0.064	1550
S62306	27	0.074	1500
S62307	30	0.078	1420
S62308	33	0.083	1350
S62309	39	0.088	1300
S62310	47	0.119	1100
S62311	50	0.125	1050
S62312	56	0.131	1000
S62313	68	0.188	950
S62314	75	0.203	920
S62315	82	0.218	890
S62316	100	0.284	800
S62317	120	0.312	730
S62318	150	0.429	650
S62319	180	0.478	590
S62320	200	0.501	565

Inductance measured at 10 kHz, 0.1 V_{RMS}

Vanguard P/N	Inductance (uH ±10%)	DCR max (Ohms)	Rated DC Current (mA)
S62321	220	0.524	540
S62322	250	0.630	510
S62323	270	0.737	480
S62324	300	0.780	450
S62325	330	0.824	430
S62326	350	0.977	415
S62327	390	1.13	400
S62328	470	1.25	360
S62329	500	1.30	340
S62330	560	1.35	330
S62331	680	1.88	300
S62332	750	1.97	290
S62333	820	2.07	280
S62334	1000	2.88	250
S62335	1200	3.15	230
S62336	1500	4.35	200
S62337	1800	4.74	180
S62338	2000	5.69	175
S62339	2200	6.64	170
S62340	2700	7.38	150
S62341	3000	7.72	140

CUSTOM DESIGNS & MODIFICATIONS:

Other electrical configurations and performance characteristics are available in various sizes and package types

S62300 SERIES

PACKAGE A3

