



SCS400 SERIES TRANSFORMERS



ALL PARTS AVAILABLE AS CLASS S OR CLASS B

MIL-STD-981

ELECTRICAL SPECIFICATIONS

- **Operating Temperature:** -55°C to +125°C
- **Storage Temperature:** -60°C to +130°C
- **Insulation Resistance:** 10K MOhms minimum
- **Different electrical values available upon request**
- **Dielectric Withstanding Voltage:** 500 V_{AC}
- **Outgassing compliant per ASTM E595** (TML <1%, CVCM <0.1%)

FEATURES

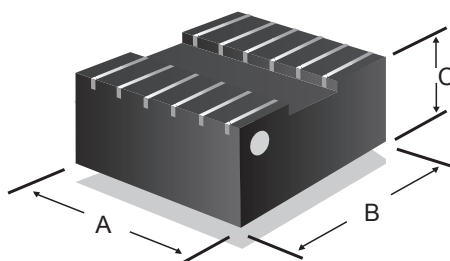
- **Compact**, low profile, ideal for automatic placement
- Built to meet **MIL-STD-981** specifications
- **Low Thermal Expansion, Transfer Molded Package**
- **Terminations:** Tin-lead
- **Welded Internal Connections**
- **Other termination finishes available upon request**
- **Moisture, Shock and Immersion Resistant**
- **Resistance to Soldering Heat:** 265°C for 10 seconds

I _{PK} max (Amps)	ET (V-μS)	Turns Ratio
10	70	1:50:50:50:50

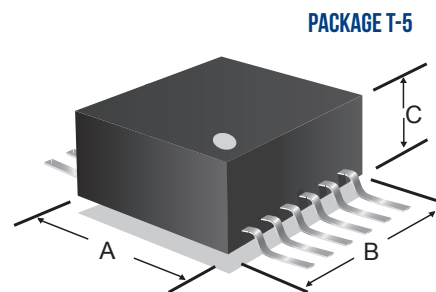
MARKINGS: LASER OR INK
ALL DIMENSIONS: INCHES

THRU-HOLE PACKAGES
ALSO AVAILABLE

Package	A max.	B max.	C max.
T-3	.750	.750	.475
T-5	.750	.750	.475

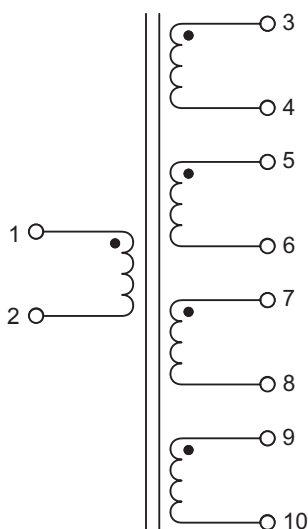


PACKAGE T-3



PACKAGE T-5

SCHEMATIC



MIL-STD-981 Testing:

Add -"S" suffix for Class S Testing
Add -"B" suffix for Class B Testing

Vanguard P/N	* I _{PK} max (Amps)	ET ref (V-μS)	DCR max (Ohms)	Inductance ref (mH)	Package	Turns Ratio
SCS401	10	70	1.5	5.3	T-3	1:50:50:50:50
SCS402	10	70	1.5	5.3	T-5	1:50:50:50:50

Inductance measured at 10 kHz, 0.1 V_{RMS}

*Signal generated is a 25% duty cycle pulse wave

CUSTOM DESIGNS & MODIFICATIONS:

Other electrical configurations and performance characteristics are available in various sizes and package types

SCS400 SERIES



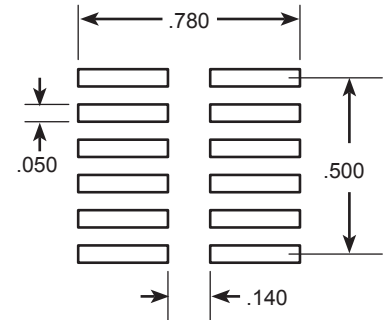
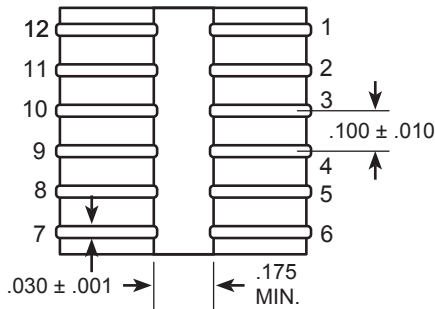
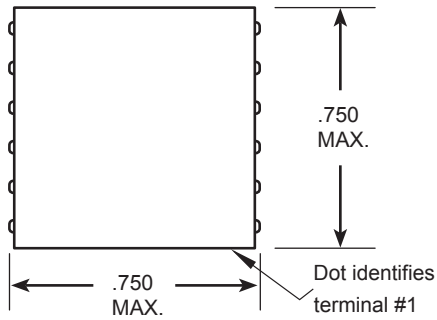


TOP VIEW

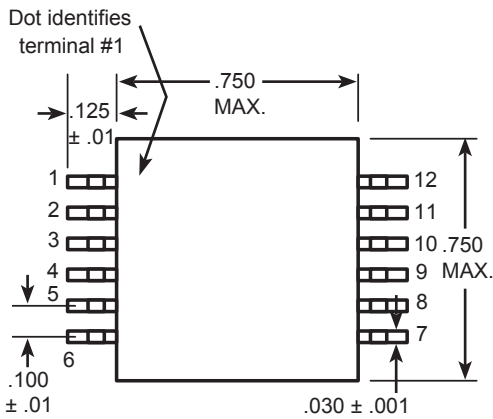
BOTTOM VIEW

RECOMMENDED MOUNTING
PAD CIRCUIT SIDE

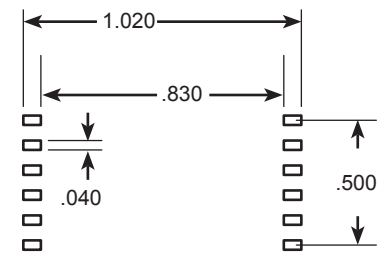
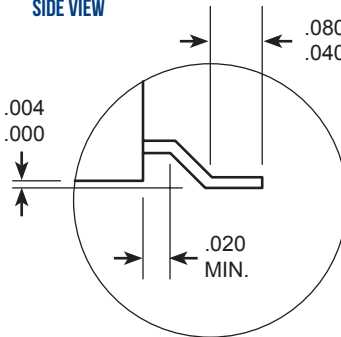
T-3 PACKAGE



T-5 PACKAGE



MAGNIFIED
SIDE VIEW



CUSTOM DESIGNS & MODIFICATIONS:

Other electrical configurations and performance characteristics are available in various sizes and package types

SCS400 SERIES

