



SGD 100 SERIES

GATE DRIVE TRANSFORMER



ALL PARTS AVAILABLE AS CLASS S OR CLASS B

MIL-STD-981

ET ref (V- μ S)	DCR max (Ohms)	Inductance ref (mH)
25 to 75	1.1. to 1.4	2.8 to 6.0

ELECTRICAL SPECIFICATIONS

- **Operating Temperature:** -55°C to +125°C
- **Storage Temperature:** -60°C to +130°C
- **Insulation Resistance:** 10K MOhms minimum
- **Different electrical values available upon request**
- **Outgassing compliant per ASTM E595**
(TML <1%, CVCM <0.1%)

FEATURES

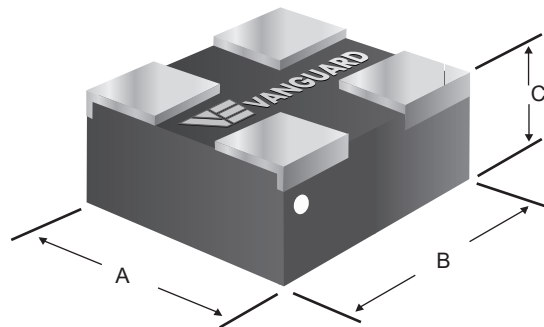
- **Compact**, low profile, ideal for automatic placement
- Built to meet **MIL-STD-981** specifications
- **Low Thermal Expansion, Transfer Molded Package**
- **Terminations:** Tin-lead
- **Welded Internal Connections**
- **Moisture, Shock and Immersion Resistant**
- **Resistance to Soldering Heat:** 265°C for 10 secs
- **Other termination finishes available**
- **MIL-STD-981 Testing:**
Add “-S” suffix for Class S Testing
Add “-B” suffix for Class B Testing

APPLICATIONS

- Power supplies
- DC/DC converters
- SEPIC converters

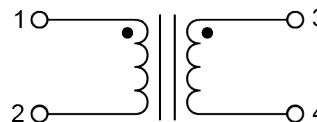
MARKINGS: LASER OR INK
ALL DIMENSIONS: INCHES

THRU-HOLE AND GULLWING
PACKAGES ALSO AVAILABLE



Package	A max.	B max.	C max.
A-1	.260	.260	.230
A-2	.410	.410	.240
A-3	.410	.410	.310

SCHEMATIC



Vanguard P/N	ET ref (V- μ S)	DWV min (V)	DCR max (Ohms)	Inductance ref (mH)	Turns Ratio	Package
SGD101	25.0	300	1.3	2.8	1:1	A-1
SGD102	37.5	300	1.1	3.6	1:1	A-2
SGD103	75.0	300	1.4	6.0	1:1	A-3

Inductance measured at 10 kHz, 0.1 V_{RMS}

CUSTOM DESIGNS & MODIFICATIONS:

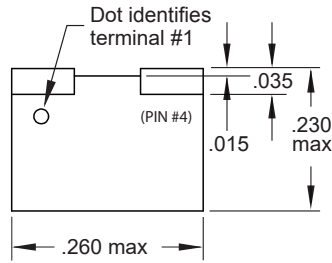
Other electrical configurations and performance characteristics are available in various sizes and package types



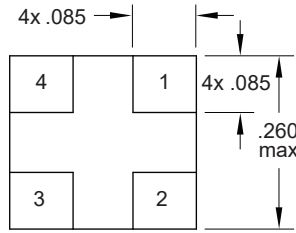


PACKAGE A1

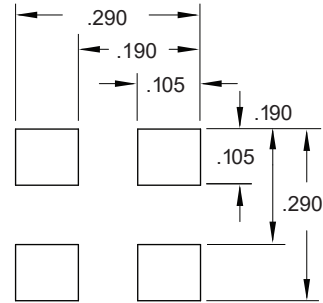
SIDE VIEW



BOTTOM VIEW

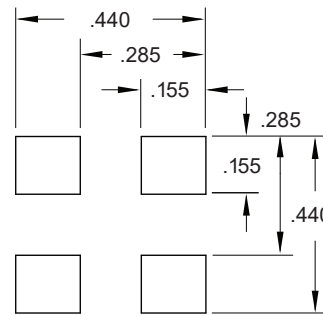
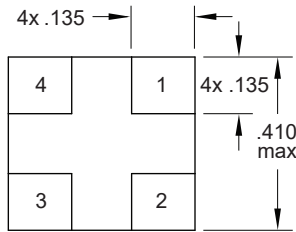
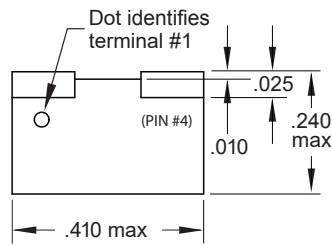


RECOMMENDED MOUNTING PAD CIRCUIT SIDE



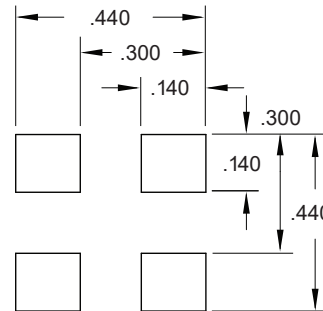
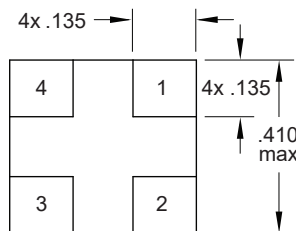
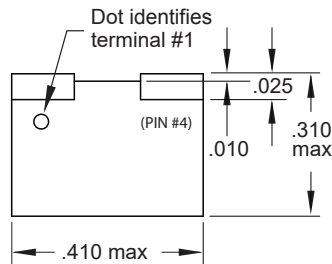
IN	MM
0.290	7.37
0.260	6.60
0.230	5.84
0.190	4.83
0.105	2.67
0.085	2.16
0.035	0.88
0.015	0.38

PACKAGE A2



IN	MM
0.440	11.18
0.410	10.41
0.285	7.24
0.255	6.48
0.240	6.09
0.155	3.94
0.135	3.43
0.025	0.64
0.010	0.25

PACKAGE A3



IN	MM
0.440	11.18
0.410	10.41
0.310	7.87
0.300	7.62
0.140	3.56
0.135	3.43
0.025	0.64
0.010	0.25

CUSTOM DESIGNS & MODIFICATIONS:

Other electrical configurations and performance characteristics are available in various sizes and package types

SGD100 SERIES

