



SGD300 SERIES

GATE DRIVE TRANSFORMER



MIL-STD-981

ELECTRICAL SPECIFICATIONS

- **Operating Temperature:** -55°C to +125°C
- **Storage Temperature:** -60°C to +130°C
- **Insulation Resistance:** 10K MOhms minimum
- **Different electrical values available upon request**

FEATURES

- **Compact**, low profile, ideal for automatic placement
- Built to meet **MIL-STD-981** specifications
- **Low Thermal Expansion, Transfer Molded Package**
- **Terminations:** Tin-lead
- **Welded Internal Connections**
- **Moisture, Shock and Immersion Resistant**
- **Resistance to Soldering Heat:** 265°C for 10 secs
- **Other termination finishes available**
- **MIL-STD-981 Testing:**
Add “-S” suffix for Class S Testing
Add “-B” suffix for Class B Testing

APPLICATIONS

- Power supplies
- DC/DC converters
- SEPIC converters

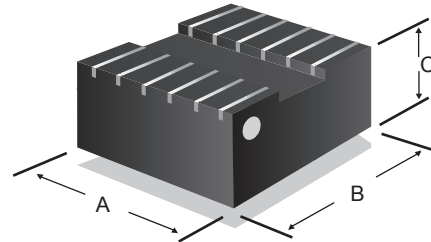
Vanguard P/N	ET ref (V-μS)	DWV min (V)	DCR max (Ohms)	Inductance ref (mH)	Turns Ratio	Package
SGD301	75.0	300	0.5	2.8	1:1:1:1:1	T-3
SGD302	75.0	300	0.5	3.0	1:1:1:1:1	T-5

Inductance measured at 10 kHz, 0.1 V_{RMS}

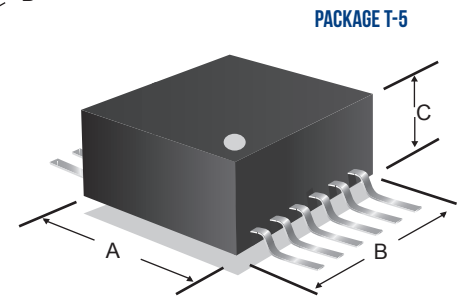
ET (V-μS)	DCR max (Ohms)	Inductance ref (mH)
75	0.5	2.8 to 3.0

MARKINGS: LASER OR INK
ALL DIMENSIONS: INCHES

THRU-HOLE
PACKAGES ALSO AVAILABLE



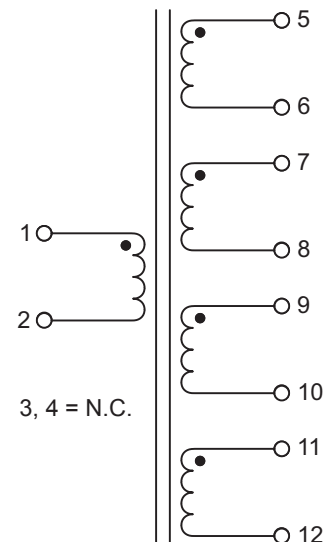
PACKAGE T-3



PACKAGE T-5

Package	A max.	B max.	C max.
T-3	.750	.750	.475
T-5	.750	.750	.475

SCHEMATIC



CUSTOM DESIGNS & MODIFICATIONS:

Other electrical configurations and performance characteristics are available in various sizes and package types



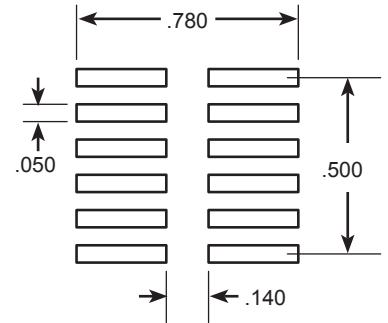
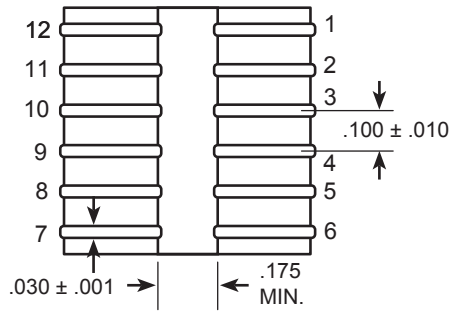
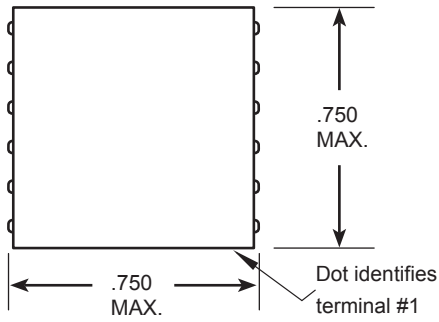


TOP VIEW

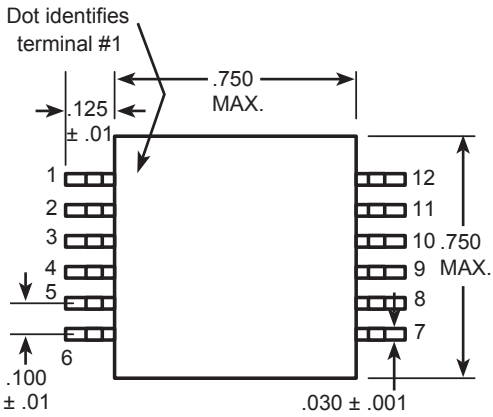
BOTTOM VIEW

RECOMMENDED PAD MOUNTING

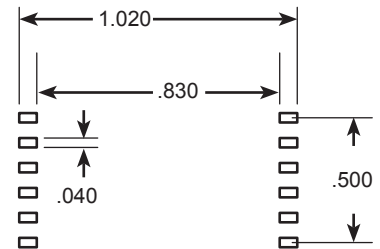
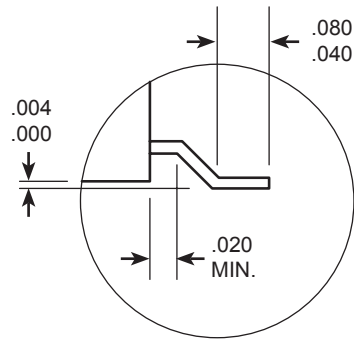
T-3 PACKAGE



T-5 PACKAGE



MAGNIFIED SIDE VIEW



CUSTOM DESIGNS & MODIFICATIONS:

Other electrical configurations and performance characteristics are available in various sizes and package types

SGD300 SERIES

