



XTCMN5 SERIES

NANOCRYSTALLINE COMMON MODE CHOKE



+200°C

ELECTRICAL SPECIFICATIONS

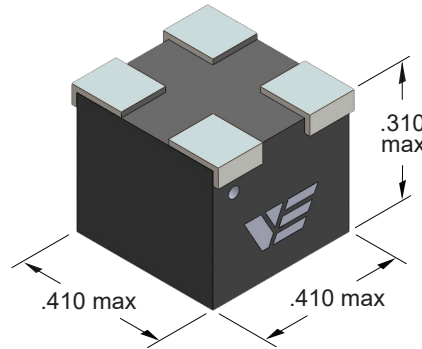
- **Operating Temperature:** -40°C to +200°C
- **Storage Temperature:** -45°C to +205°C
- **Temperature Rise @ 100°C:** < 30°C
- **Dielectric Withstanding Voltage:** 500 V_{RMS}
- **Overload Current:** 1.5 times rated current
- **Different electrical values available upon request**

FEATURES

- **Ideal** for geophysical application in environments ≤ 200°C
- **Compact**, low profile, ideal for automatic placement
- **Terminations:** HMP solder, Lead Free (RoHS)
- **Resistance to Soldering Heat:** 265°C for 10 seconds
- **Welded Internal Connections** - no reflow risk
- **Moisture, Shock and Immersion Resistant**
- **Magnetically Shielded**
- **Other termination finishes available**
- **Ideally designed for GaN applications and higher switching frequencies**
- **Designed with nanocrystalline core for superior thermal stability and higher frequency operations**

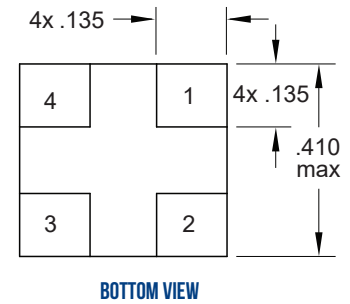
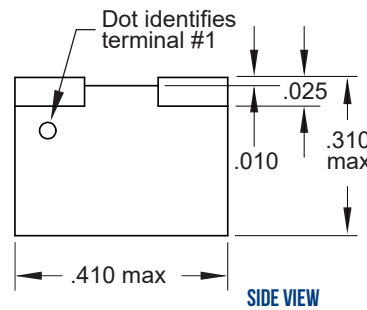
Inductance Range (mH)	DCR max (Ohms)	Current Rating (A)
0.110 - 4.9	0.017 - 1.352	4.9 - 0.55

ALL DIMENSIONS: INCHES

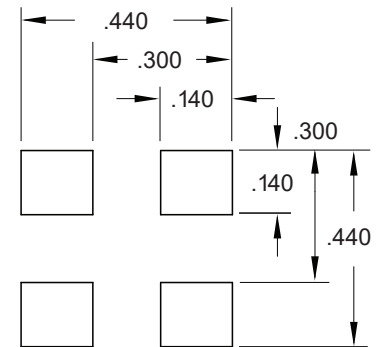


THRU-HOLE & GULL-WING PACKAGES ALSO AVAILABLE

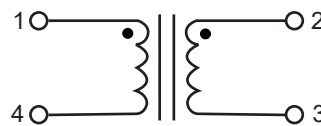
MARKINGS: LASER ETCH OR INK



IN	MM
0.440	11.18
0.410	10.41
0.310	7.87
0.300	7.62
0.140	3.57
0.135	3.43
0.025	0.64
0.010	0.25



RECOMMENDED MOUNTING PAD CIRCUIT SIDE



SCHEMATIC

CUSTOM DESIGNS & MODIFICATIONS:

Other electrical configurations and performance characteristics are available in various sizes and package types





DATA TABLE

Vanguard P/N	Inductance @ 10kHz ± 30% (mH)	DCR Max (Ohms)	Rated Current (A)
XTCMN5-113	0.11	0.017	4.90
XTCMN5-273	0.27	0.032	3.50
XTCMN5-383	0.38	0.050	2.90
XTCMN5-503	0.50	0.070	2.40
XTCMN5-723	0.72	0.100	2.00
XTCMN5-104	1.0	0.150	1.60
XTCMN5-154	1.5	0.300	1.20
XTCMN5-204	2.0	0.430	1.00
XTCMN5-264	2.6	0.600	0.82
XTCMN5-304	3.0	0.820	0.70
XTCMN5-364	3.6	1.150	0.59
XTCMN5-394	3.9	1.210	0.58
XTCMN5-454	4.5	1.300	0.56
XTCMN5-494	4.9	1.350	0.55

VE PART NUMBER
STRUCTURE KEY

INDUCTANCE
(uH) (mH)

273 = 270 uH
154 = 1.5 mH
454 = 4.5 mH

EXAMPLE: XTCMN5-273S-7-T

TERMINATION

S	SnPb
R	Pure Tin

RELIABILITY

7	Other
---	-------

PACKAGING
(Default Bulk)

B	Bulk
T	Tape and Reel

Tape and reel specs
Pcs. / reel maximum, (13") 430
Pitch between parts: 16 mm
Tape width: 24 mm

CUSTOM DESIGNS & MODIFICATIONS:

Other electrical configurations and performance characteristics are available in various sizes and package types

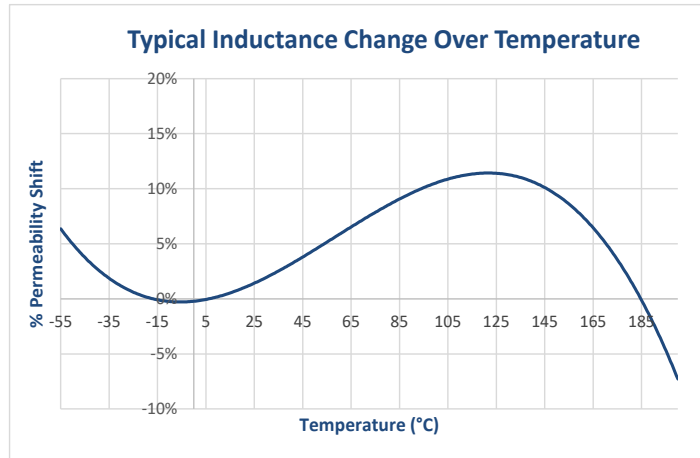
XTCMN5 SERIES



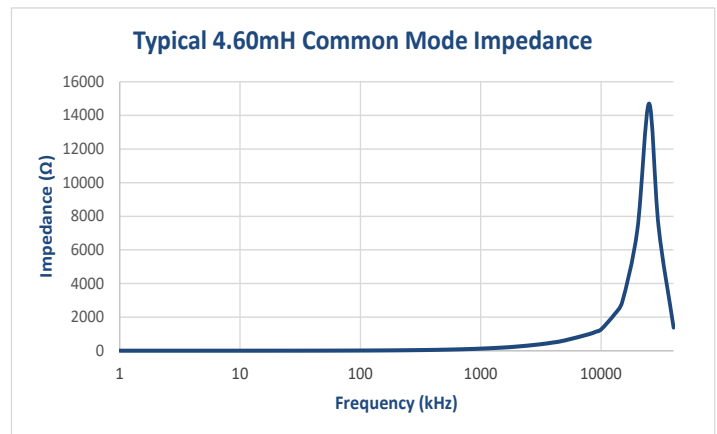
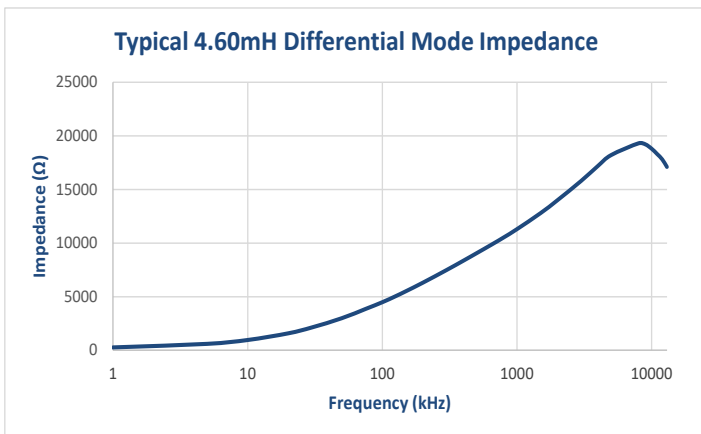
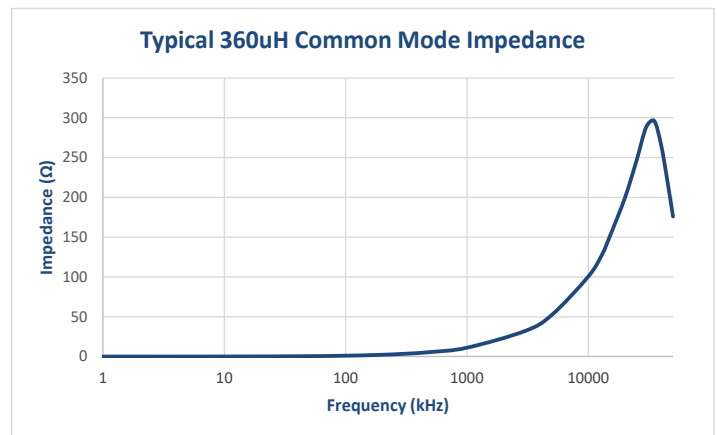
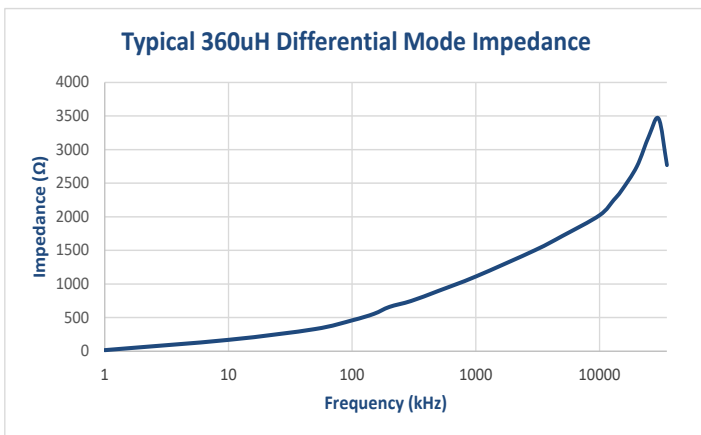


DATA CURVES

PERMEABILITY STABILITY CURVE VERSUS TEMPERATURE



COMMON MODE AND DIFFERENTIAL MODE
IMPEDANCE CURVES



CUSTOM DESIGNS & MODIFICATIONS:

Other electrical configurations and performance characteristics are available in various sizes and package types

XTCMN5 SERIES

