



## XT60000 SERIES PACKAGE A2



+200°C

Inductance Range (mH)	DCR Max (Ohms)	Current Rating (mA)
0.025 to 10.000	0.240 to 61.00	50 to 1200

### ELECTRICAL SPECIFICATIONS

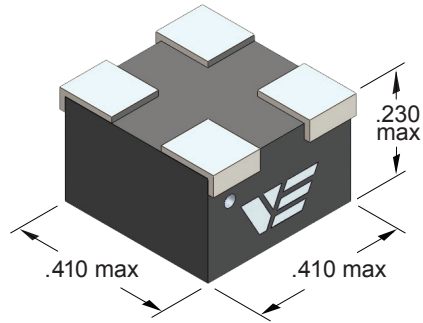
- **Operating Temperature:** -40°C to +200°C
- **Storage Temperature:** -45°C to +205°C
- **Temperature Rise:** < 30°C
- **Inductance at rated DC:** ≥70% of initial
- **Dielectric Withstanding Voltage:** 100 V<sub>RMS</sub>
- **Different electrical values available upon request**

### FEATURES

- **Ideal** for geophysical applications in environments ≤ 200°C
- **Compact**, low profile, ideal for automatic placement
- **Terminations:** HMP solder
- **Welded Internal Connections** - no reflow risk
- **Moisture, Shock and Immersion Resistant**
- **Magnetically Shielded**
- **Multiple Configurations:** series, parallel, transformer, dual inductor
- **Other termination finishes available**

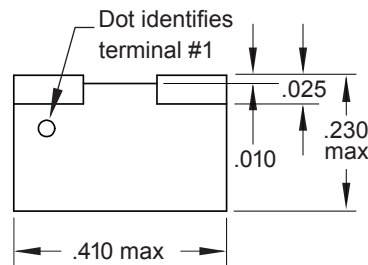
### APPLICATIONS

- Filter inductors
- Power supplies
- Ripple suppressors
- DC/DC converters
- Common mode chokes
- SEPIC converters
- Isolation transformers

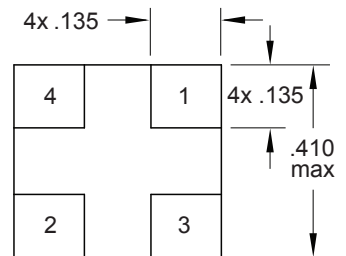


THRU-HOLE & GULL-WING PACKAGES ALSO AVAILABLE

MARKINGS: LASER ETCH OR INK

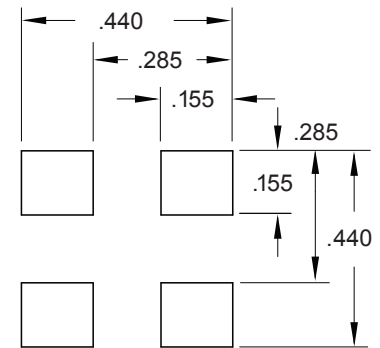


SIDE VIEW



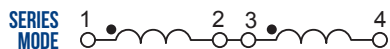
BOTTOM VIEW

IN	MM
0.440	11.18
0.410	10.41
0.285	7.24
0.230	5.84
0.155	3.94
0.135	3.43
0.025	0.64
0.010	0.25

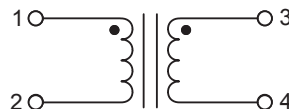


RECOMMENDED MOUNTING PAD CIRCUIT SIDE

#### TYPICAL USER CONNECTIONS



#### SCHEMATIC



## XT60000 SERIES

PACKAGE A2







DATA TABLE

Vanguard P/N	Series Inductance (mH ±10%)	Series Rated DC Current (mA)	Series DCR max (Ohms)	Parallel Inductance (mH ±10%)	Parallel Rated DC Current (mA)	Parallel DCR max (Ohms)	Package A-
XT60002	0.100	600	0.96	0.025	1200	0.240	2
XT60006	0.250	400	1.98	0.062	800	0.495	2
XT60010	0.500	300	3.35	0.125	600	0.838	2
XT60014	0.750	250	5.20	0.187	500	1.300	2
XT60018	1.000	200	6.90	0.250	400	1.725	2
XT60022	2.000	150	12.20	0.500	300	3.050	2
XT60026	3.000	120	18.30	0.750	240	4.580	2
XT60030	5.000	90	30.40	1.250	180	7.600	2
XT60034	7.500	70	46.00	1.875	140	11.500	2
XT60038	10.000	50	61.00	2.500	100	15.250	2

Inductance measured at 10 kHz, 0.1 V<sub>RMS</sub>

**CUSTOM DESIGNS & MODIFICATIONS:**

Other electrical configurations and performance characteristics are available in various sizes and package types

**XT60000 SERIES**  
PACKAGE A2

