



XT60000 SERIES PACKAGE A4



+200°C

Inductance Range (mH)	DCR Max (Ohms)	Current Rating (mA)
0.025 to 10.000	0.053 to 18.25	140 to 2700

ELECTRICAL SPECIFICATIONS

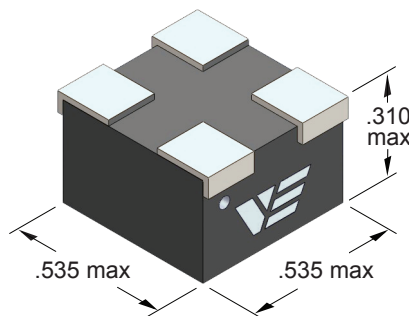
- **Operating Temperature:** -40°C to +200°C
- **Storage Temperature:** -45°C to +205°C
- **Temperature Rise:** < 30°C
- **Inductance at rated DC:** ≥70% of initial
- **Dielectric Withstanding Voltage:** 100 V_{RMS}
- **Different electrical values available upon request**

FEATURES

- **Ideal** for geophysical applications in environments ≤ 200°C
- **Compact**, low profile, ideal for automatic placement
- **Terminations:** HMP solder
- **Welded Internal Connections** - no reflow risk
- **Moisture, Shock and Immersion Resistant**
- **Magnetically Shielded**
- **Multiple Configurations:** series, parallel, transformer, dual inductor
- **Other termination finishes available**

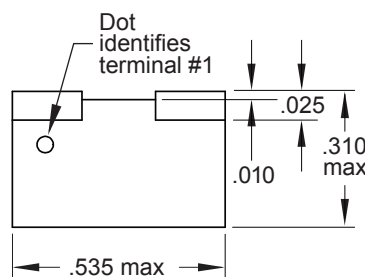
APPLICATIONS

- Filter inductors
- Power supplies
- Ripple suppressors
- DC/DC converters
- Common mode chokes
- SEPIC converters
- Isolation transformers

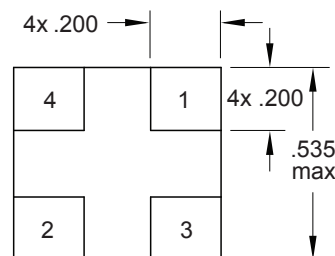


THRU-HOLE &
GULL-WING PACKAGES
ALSO AVAILABLE

MARKINGS: LASER ETCH OR INK

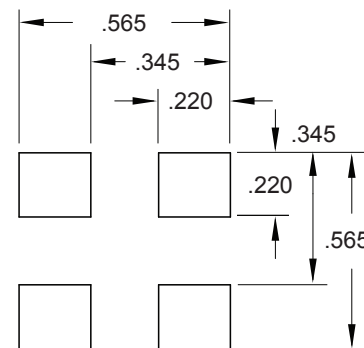


SIDE VIEW



BOTTOM VIEW

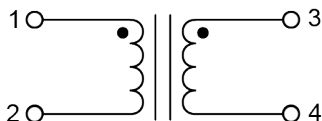
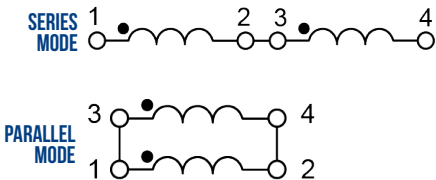
IN	MM
0.565	14.35
0.535	13.59
0.345	8.76
0.310	7.87
0.220	5.59
0.200	5.08
0.025	0.64
0.010	0.25



RECOMMENDED MOUNTING PAD CIRCUIT SIDE

TYPICAL USER CONNECTIONS

SCHEMATIC





DATA TABLE

Vanguard P/N	Series Inductance (mH ±10%)	Series Rated DC Current (mA)	Series DCR max (Ohms)	Parallel Inductance (mH ±10%)	Parallel Rated DC Current (mA)	Parallel DCR max (Ohms)	Package A-
XT60004	0.100	1350	0.21	0.025	2700	0.053	4
XT60008	0.250	930	0.41	0.062	1860	0.103	4
XT60012	0.500	660	0.82	0.125	1320	0.205	4
XT60016	0.750	540	1.25	0.187	1080	0.313	4
XT60020	1.000	470	1.87	0.250	940	0.468	4
XT60024	2.000	330	3.62	0.500	660	0.910	4
XT60028	3.000	270	5.50	0.750	540	1.380	4
XT60032	5.000	210	9.12	1.250	420	2.280	4
XT60036	7.500	170	13.75	1.875	340	3.440	4
XT60040	10.000	140	18.25	2.500	280	4.570	4

Inductance measured at 10 kHz, 0.1 V_{RMS}

CUSTOM DESIGNS & MODIFICATIONS:

Other electrical configurations and performance characteristics are available in various sizes and package types

XT60000 SERIES

PACKAGE A4

