



62200 SERIES PACKAGE A2



MIL-PRF-27

Inductance Range (uH)	DCR max (Ohms)	Current Rating (mA)
15 to 3000	.069 to 13.0	100 to 1460

ELECTRICAL SPECIFICATIONS

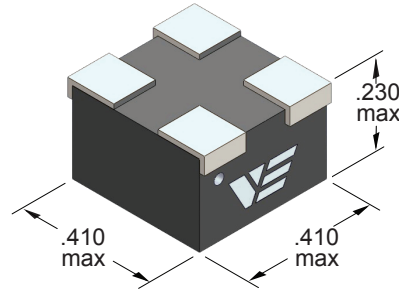
- **Operating Temperature:** -55°C to +125°C
- **Storage Temperature:** -60°C to +135°C
- **Temperature Rise @ 90°C:** < 30°C
- **Inductance at rated DC:** ≥ 70% of initial
- **Dielectric Withstanding Voltage:** 100 V_{RMS}
- **Overload Current:** 1.5 times rated current
- **Different electrical values available upon request**

FEATURES

- **Compact**, low profile, ideal for automatic placement
- Built to meet **MIL-PRF-27** specifications
- **Terminations:** Tin-lead
- **Welded Internal Connections**
- **Moisture, Shock and Immersion Resistant**
- **Self Shielding**
- **Other termination finishes available**

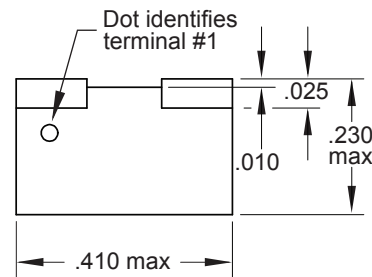
APPLICATIONS

- Filter inductors
- Power supplies
- Ripple suppressors
- DC/DC converters
- SEPIC converters

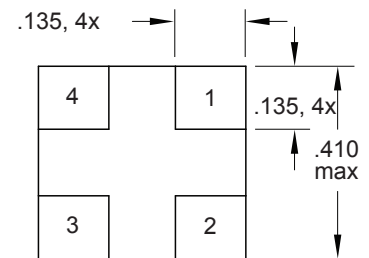


**THRU-HOLE &
GULL-WING PACKAGES
ALSO AVAILABLE**

MARKINGS: LASER ETCH OR INK

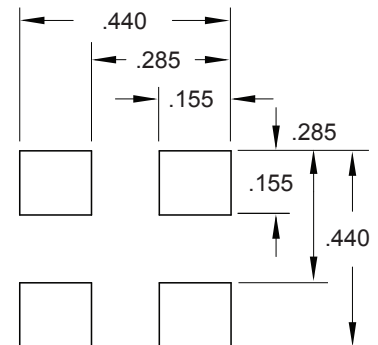


SIDE VIEW



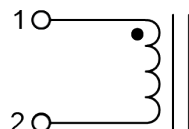
BOTTOM VIEW

IN	MM
0.440	11.18
0.410	10.41
0.230	5.84
0.285	7.24
0.155	3.94
0.135	3.43
0.025	0.64
0.010	0.25



RECOMMENDED MOUNTING PAD CIRCUIT SIDE

SCHEMATIC



62200 SERIES

PACKAGE A2





DATA TABLE

Vanguard P/N	Inductance (uH ±10%)	DCR max (Ohms)	Rated DC Current (mA)
62201	15	0.069	1460
62202	18	0.073	1380
62203	20	0.078	1300
62204	22	0.081	1240
62205	25	0.100	1180
62206	27	0.114	1130
62207	30	0.120	1050
62208	33	0.130	1000
62209	39	0.177	920
62210	47	0.196	830
62211	50	0.200	800
62212	56	0.209	780
62213	68	0.263	710
62214	75	0.285	670
62215	82	0.315	640
62216	100	0.443	580
62217	120	0.484	530
62218	150	0.694	470
62219	180	0.760	430
62220	200	0.800	410

Inductance measured at 10 kHz, 0.1 V_{RMS}

Vanguard P/N	Inductance (uH ±10%)	DCR max (Ohms)	Rated DC Current (mA)
62221	220	0.84	390
62222	250	1.00	370
62223	270	1.18	350
62224	300	1.22	330
62225	330	1.29	320
62226	350	1.50	300
62227	390	1.76	290
62228	470	1.94	260
62229	500	2.00	250
62230	560	2.12	240
62231	680	2.88	220
62232	750	3.00	210
62233	820	3.16	200
62234	1000	4.42	180
62235	1200	4.84	160
62236	1500	7.10	140
62237	1800	7.77	120
62238	2000	8.00	115
62239	2200	8.58	112
62240	2700	12.11	110
62241	3000	13.00	100

CUSTOM DESIGNS & MODIFICATIONS:

Other electrical configurations and performance characteristics are available in various sizes and package types

62200 SERIES

PACKAGE A2

