



SCMN6 SERIES

NANOCRYSTALLINE COMMON MODE CHOKE



ELECTRICAL SPECIFICATIONS

- **Operating Temperature:** -55°C to +125°C
- **Storage Temperature:** -60°C to +130°C
- **Temperature Rise:** < 30°C
- **Inductance:** Measured at 10kHz, 0.10V
- **DCR:** Measured at room ambient (25°C)
- **Dielectric Withstanding Voltage:** 1000 V_{RMS}
- **Overload Current:** 1.5 times rated current
- **Different electrical values available upon request**

FEATURES

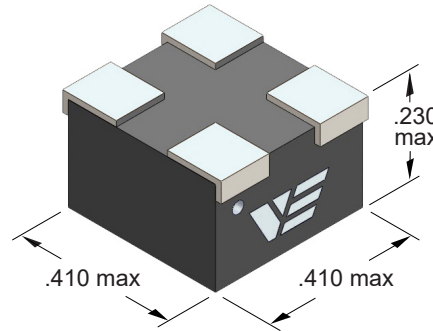
- **Compact**, low profile, ideal for automatic placement
- **Terminations:** HMP solder, Lead Free (RoHS)
- **Resistance to Soldering Heat:** 265°C for 10 seconds
- **Welded Internal Connections** - no reflow risk
- **Moisture, Shock and Immersion Resistant**
- **Magnetically Shielded**
- Built to meet **MIL-STD-981** specifications
- **NASA outgassing compliant per ASTM E595** (TML <1%, CVCM <0.1%)
- **Other termination finishes available**
- **Ideally designed for GaN applications and higher switching frequencies**
- **Designed with nanocrystalline core for superior thermal stability and higher frequency operations**

ALL PARTS AVAILABLE AS CLASS S OR CLASS B

MIL-STD-981

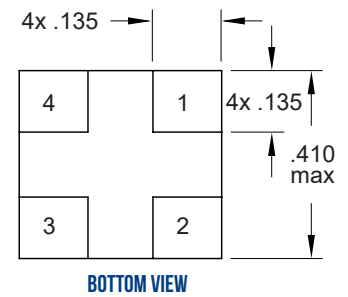
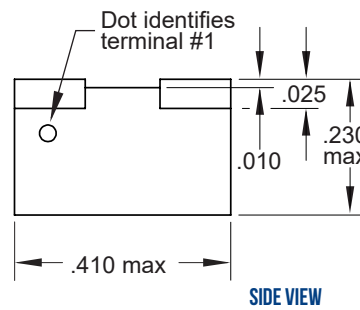
Inductance Range (mH)	DCR max (Ohms)	Current Rating (A)
0.06 - 10.3	0.006 - 0.262	4.89 - 0.94

ALL DIMENSIONS: INCHES

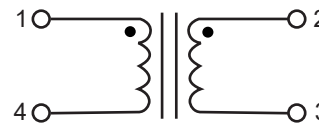
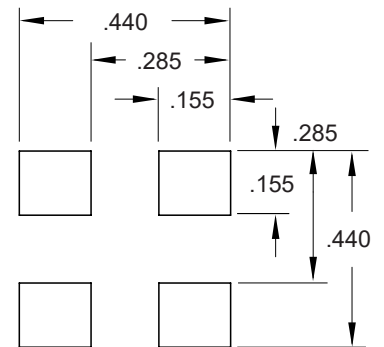


THRU-HOLE & GULL-WING PACKAGES ALSO AVAILABLE

MARKINGS: LASER ETCH OR INK



IN	MM
0.440	11.18
0.410	10.41
0.285	7.24
0.230	5.84
0.155	3.94
0.135	3.43
0.025	0.64
0.010	0.25



CUSTOM DESIGNS & MODIFICATIONS:

Other electrical configurations and performance characteristics are available in various sizes and package types





DATA TABLE

Vanguard P/N	Inductance @ 10kHz ± 40% (mH)	DCR Max (Ohms)	Rated Current (A)
SCMN6-602*-*.*	0.06	0.012	4.89
SCMN6-133*-*.*	0.13	0.012	4.38
SCMN6-233*-*.*	0.23	0.013	4.09
SCMN6-353*-*.*	0.35	0.016	3.92
SCMN6-513*-*.*	0.51	0.025	3.55
SCMN6-693*-*.*	0.69	0.029	3.28
SCMN6-903*-*.*	0.90	0.041	2.75
SCMN6-114*-*.*	1.1	0.046	2.60
SCMN6-144*-*.*	1.4	0.051	2.46
SCMN6-174*-*.*	1.7	0.056	2.35
SCMN6-204*-*.*	2.0	0.078	1.99
SCMN6-244*-*.*	2.4	0.085	1.91
SCMN6-284*-*.*	2.8	0.091	1.84
SCMN6-324*-*.*	3.2	0.098	1.78
SCMN6-364*-*.*	3.6	0.106	1.53
SCMN6-414*-*.*	4.1	0.112	1.49
SCMN6-464*-*.*	4.6	0.119	1.45
SCMN6-514*-*.*	5.1	0.125	1.41
SCMN6-564*-*.*	5.6	0.153	1.23
SCMN6-624*-*.*	6.2	0.161	1.20
SCMN6-684*-*.*	6.8	0.168	1.18
SCMN6-744*-*.*	7.4	0.224	1.02
SCMN6-814*-*.*	8.1	0.233	1.00
SCMN6-884*-*.*	8.8	0.243	0.98
SCMN6-954*-*.*	9.5	0.253	0.96
SCMN6-105*-*.*	10.3	0.262	0.94

VE PART NUMBER STRUCTURE KEY

EXAMPLE: SCMN6-204S-3-T

INDUCTANCE (uH) (mH)

602 = 60 uH
144 = 1.4 mH
884 = 8.8 mH

TERMINATION

S	SnPb
---	------

RELIABILITY

2	Group A MIL-STD-981
3	Group A+B MIL-STD-981
7	Other

PACKAGING (Default Bulk)

B	Bulk
T	Tape and Reel

Tape and reel specs
Pcs. / reel maximum, (13") 530
Pitch between parts: 16 mm
Tape width: 24 mm

Tape and Reel not available for Thru-Hole or Gull-Wing Packages

CUSTOM DESIGNS & MODIFICATIONS:

Other electrical configurations and performance characteristics are available in various sizes and package types

SCMN6 SERIES



