



CMN4 SERIES

NANOCRYSTALLINE COMMON MODE CHOKE

**COTS +**

ELECTRICAL SPECIFICATIONS

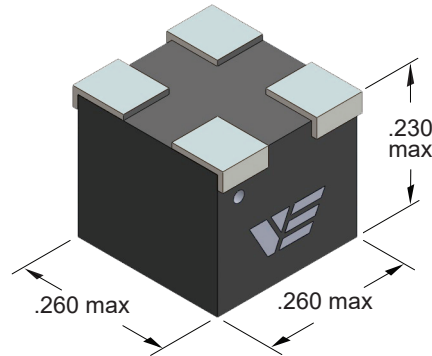
- **Operating Temperature:** -55°C to +125°C
- **Storage Temperature:** -60°C to +130°C
- **Temperature Rise:** < 30°C
- **Inductance:** Measured at 10kHz, 0.10V
- **DCR:** Measured at room ambient (25°C)
- **Dielectric Withstanding Voltage:** 1000 V_{RMS}
- **Overload Current:** 1.5 times rated current
- **Different electrical values available upon request**

FEATURES

- **Compact**, low profile, ideal for automatic placement
- **Terminations:** HMP solder, Lead Free (RoHS)
- **Resistance to Soldering Heat:** 265°C for 10 seconds
- **Welded Internal Connections** - no reflow risk
- **Moisture, Shock and Immersion Resistant**
- **Magnetically Shielded**
- **Other termination finishes available**
- **Ideally designed for GaN applications and higher switching frequencies**
- **Designed with nanocrystalline core for superior thermal stability and higher frequency operations**

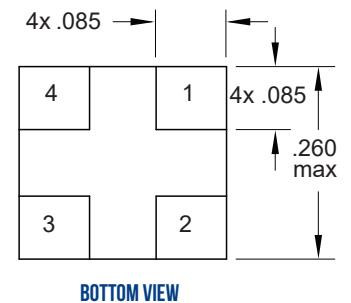
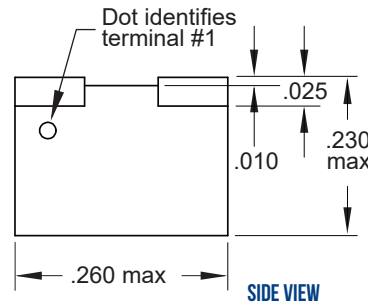
Inductance Range (mH)	DCR max (Ohms)	Current Rating (A)
0.07 - 10.4	0.011 - 0.25	2.70 - 0.48

ALL DIMENSIONS: INCHES

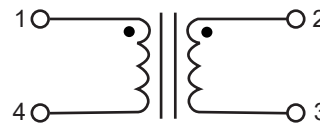
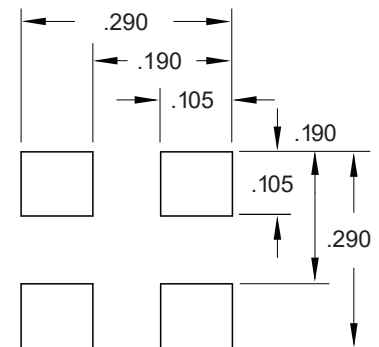


THRU-HOLE & GULL-WING PACKAGES ALSO AVAILABLE

MARKINGS: LASER ETCH OR INK



IN	MM
0.290	7.37
0.260	6.60
0.230	5.85
0.190	4.83
0.105	2.67
0.085	2.16
0.025	0.64
0.010	0.25



CUSTOM DESIGNS & MODIFICATIONS:

Other electrical configurations and performance characteristics are available in various sizes and package types

CMN4 SERIES





DATA TABLE

Vanguard P/N	Inductance @ 10kHz ± 40% (mH)	DCR Max (Ohms)	Rated Current (A)
CMN4-702*-*-*	0.07	0.011	2.70
CMN4-153*-*-*	0.15	0.016	2.21
CMN4-273*-*-*	0.27	0.021	1.91
CMN4-423*-*-*	0.42	0.027	1.71
CMN4-603*-*-*	0.60	0.032	1.56
CMN4-823*-*-*	0.82	0.037	1.45
CMN4-114*-*-*	1.1	0.042	1.35
CMN4-134*-*-*	1.3	0.048	1.27
CMN4-174*-*-*	1.7	0.053	1.21
CMN4-204*-*-*	2.0	0.055	1.15
CMN4-244*-*-*	2.4	0.072	0.98
CMN4-284*-*-*	2.8	0.074	0.94
CMN4-334*-*-*	3.3	0.075	0.91
CMN4-374*-*-*	3.7	0.093	0.79
CMN4-434*-*-*	4.3	0.099	0.76
CMN4-484*-*-*	4.8	0.11	0.74
CMN4-544*-*-*	5.4	0.14	0.64
CMN4-604*-*-*	6.0	0.15	0.62
CMN4-674*-*-*	6.7	0.16	0.61
CMN4-734*-*-*	7.3	0.17	0.59
CMN4-814*-*-*	8.1	0.22	0.51
CMN4-884*-*-*	8.8	0.23	0.50
CMN4-964*-*-*	9.6	0.24	0.49
CMN4-105*-*-*	10.4	0.25	0.48

VE PART NUMBER STRUCTURE KEY

EXAMPLE: CMN4-204S-1-T

INDUCTANCE (uH) (mH)

702 = 70 uH
244 = 2.4 mH
884 = 8.8 mH

TERMINATION

S	SnPb
R	Pure Tin

RELIABILITY

1	COTS/EM
7	Other

PACKAGING (Default Bulk)

B	Bulk
T	Tape and Reel

Tape and reel specs
Pcs. / reel maximum: (7") 200, (13") 800
Pitch between parts: 12 mm
Tape width: 16 mm

Tape and Reel not available for Thru-Hole or Gull-Wing Packages

CUSTOM DESIGNS & MODIFICATIONS:

Other electrical configurations and performance characteristics are available in various sizes and package types

CMN4 SERIES

